



District Report Card: 2017


State: Jharkhand	District: Dumka
Class: 5	Subject: Language
Schools: 61	Students: 845


Participation/Coverage


Students

 GENDER	Boys		Girls	
	Number	%	Number	%
	431	51.01	414	48.99

 AREA	Rural		Urban	
	Number	%	Number	%
	791	93.61	54	6.39

 CATEGORY	SC		ST		OBC		GEN	
	Number	%	Number	%	Number	%	Number	%
	43	5.09	300	35.50	500	59.17	2	0.24

 CWSN	LD	VI	HI	S&LD	ID	Oth
	0	3	1	1	1	6

 Management	Government		Government-aided	
	Number	%	Number	%
	845	100.00	0	0.00

Average Performance of Students in Language (%)

Overall	Gender		Area		Management		Social Group			
	Male	Female	Rural	Urban	Govt.	Aided	SC	ST	OBC	GEN
62.59	61.55	63.67	62.84	58.89	62.59	0.00	63.88	61.07	63.31	83.33

Performance on Learning Outcomes (LOs)

Learning Outcomes	Description	Average Performance(%)
L504	Reads and comprehends independently storybooks, news items/ headlines, advertisements etc.	56.50
L508	Reads text with comprehension, locates details and sequence of events	65.63

Range of Performance of Students who Answered Correctly							
Below 30%		30% - 50%		50% - 75%		Above 75%	
Number	%	Number	%	Number	%	Number	%
58	6.86	181	21.42	353	41.78	253	29.94

Lowest Performing Learning Outcomes (LOs)

- 1 - Reads and comprehends independently storybooks, news items/ headlines, advertisements etc. (56.50)
- 2 - Reads text with comprehension, locates details and sequence of events (65.63)